

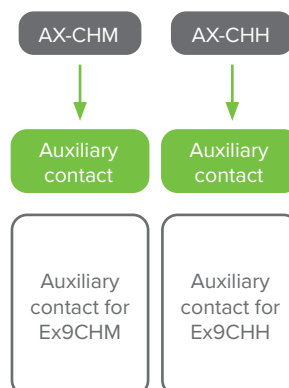
Accessories for **Ex9CHH** and **Ex9CHM**



- Accessories for installation contactors
- According to IEC/EN 60947-5-1
- Auxiliary contacts for installation contactors with manual operation Ex9CHM
- Auxiliary contacts for silent installation contactors Ex9CHH
- 1 NO + 1 NC or 2 NO version

Auxiliary contacts AX-CHM are designed for installation contactors with manual operation Ex9CHM and Auxiliary contacts AX-CHH are designed for silent installation contactors Ex9CHH. Units are mounted from the right to the installation contactors. Contact units are equipped with 1 NO + 1 NC or 2 NO combination of contacts.

Type Key



Certification marks



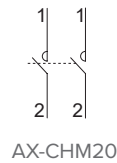
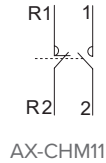
Accessories for Ex9CHH and Ex9CHM

Auxiliary contact units for installation contactors with manual operation Ex9CHM



| Function | Contacts NO+NC | Article No. | Type | Packing |
|-----------|-------------------|-------------|----------|----------|
| Auxiliary | 1+1 | 116940 | AX-CHM11 | 1/12/120 |
| Auxiliary | 2+0 | 116941 | AX-CHM20 | 1/12/120 |

Wiring diagram

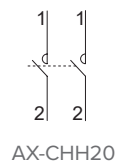
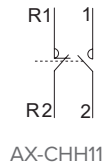


Auxiliary contact units for silent installation contactors Ex9CHH



| Function | Contacts NO+NC | Article No. | Type | Packing |
|-----------|-------------------|-------------|----------|----------|
| Auxiliary | 1+1 | 116942 | AX-CHH11 | 1/12/120 |
| Auxiliary | 2+0 | 116943 | AX-CHH20 | 1/12/120 |

Wiring diagram



Distance block between Ex9CH devices, width 0.5MU



| Description | Article No. | Type |
|--------------------------|-------------|------------|
| Distance block/separator | 107956 | Ex9CH20 SP |

Technical Data **AX-CHM**

Auxiliary contact units for installation contactors with manual operation Ex9CHM

Side-mounted auxiliary contact units AX-CHM

General parameters

Contact units are mounted to the device from the right

Contact units are equipped with 1NO+1NC contacts or 2NO contacts

Side-mounted version

Electrical parameters

| | AX-CHM11 | AX-CHM20 |
|--|------------------------|-----------------|
| Contacts | 1NO + 1NC | 2NO |
| Tested according to | IEC/EN 60947-5-1 | |
| Rated op. voltage U_e | 230/240 V AC, 130 V DC | |
| Rated frequency | 50/60 Hz | |
| Rated thermal current I_{th} | 5 A | |
| Rated op. current I_e , ut. cat. AC-15 | 2A / 230 V | |
| Rated op. current I_e , ut. cat. AC-12 | 5 A / 240 V | |
| Rated op. current I_e , ut. cat. DC-13 | 1 A / 130 V | |
| Rated impulse voltage U_{imp} | 2.5 kV | |
| Rated insulation voltage U_i | 500 V | |
| Rated con. short-circuit current I_k | 1 kA | |

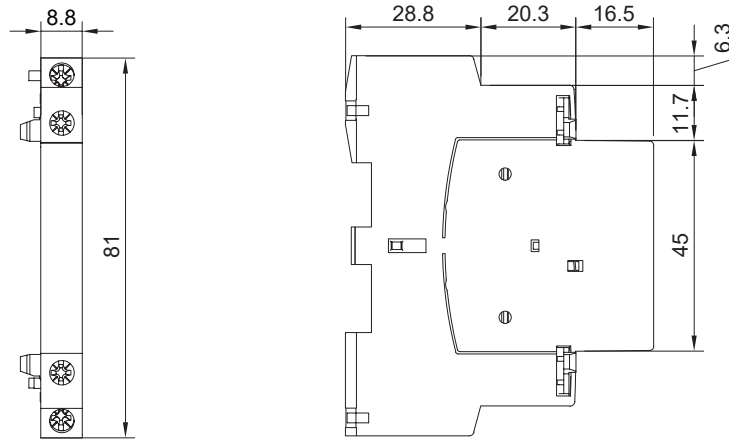
Mechanical parameters

| | AX-CHM11 | AX-CHM20 |
|-------------------------------|-------------------------|-----------------|
| Device width | 9 mm | |
| Device height | 81 mm | |
| Device depth | 66 mm | |
| Mounting | side | |
| Degree of protection | IP20 | |
| Terminals | lift | |
| Terminal capacity | 0.5 – 1 mm ² | |
| Fastening torque of terminals | 0.8 Nm | |

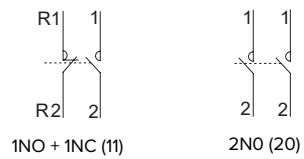
Technical Data **AX-CHM**

Auxiliary contact units for installation contactors with manual operation Ex9CHM

Dimensions



Wiring diagrams



Technical Data **AX-CHH**

Auxiliary contacts **AX-CHH** for silent installation contactors **Ex9CHH**

Side-mounted auxiliary contact units AX-CHH

General parameters

Contact units are mounted to the device from the right

Contact units are equipped with 1NO+1NC contacts or 2NO contacts

Side-mounted version

Electrical parameters

| | AX-CHH1 | AX-CHH20 |
|--|------------------------|-----------------|
| Contacts | 1NO + 1NC | 2NO |
| Tested according to | IEC/EN 60947-5-1 | |
| Rated op. voltage U_e | 230/240 V AC, 130 V DC | |
| Rated frequency | 50/60 Hz | |
| Rated thermal current I_{th} | 5 A | |
| Rated op. current I_e , ut. cat. AC-15 | 2 A / 230 V | |
| Rated op. current I_e , ut. cat. AC-12 | 5 A / 240 V | |
| Rated op. current I_e , ut. cat. DC-13 | 1 A / 130 V | |
| Rated impulse voltage U_{imp} | 2.5 kV | |
| Rated insulation voltage U_i | 500 V | |
| Rated con. short-circuit current I_k | 1 kA | |

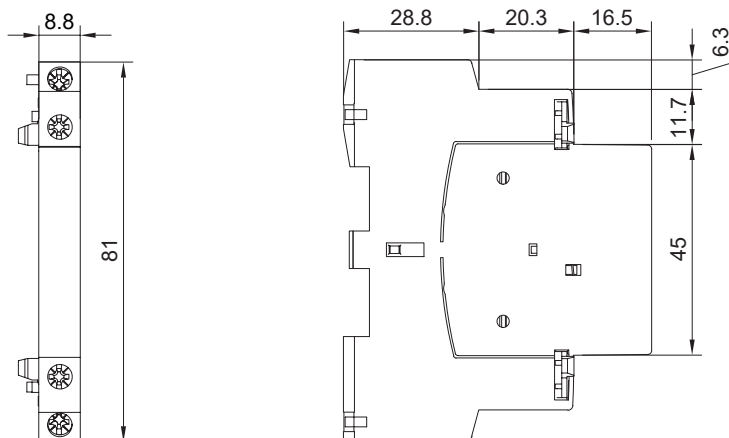
Mechanical parameters

| | AX-CHH1 | AX-CHH20 |
|-------------------------------|-------------------------|-----------------|
| Device width | 9 mm | |
| Device height | 81 mm | |
| Device depth | 66 mm | |
| Mounting | side | |
| Degree of protection | IP20 | |
| Terminals | lift | |
| Terminal capacity | 0.5 – 1 mm ² | |
| Fastening torque of terminals | 0.8 Nm | |

Technical Data **AX-CHH**

Auxiliary contacts AX-CHH for silent installation contactors Ex9CHH

Dimensions



Wiring diagrams

